

IoT RADIO CONNECTIVITY



DISRUPTIVE
INTERNET
OF THINGS
APPLICATIONS
IN AFRICA


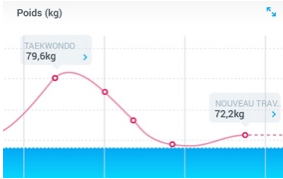
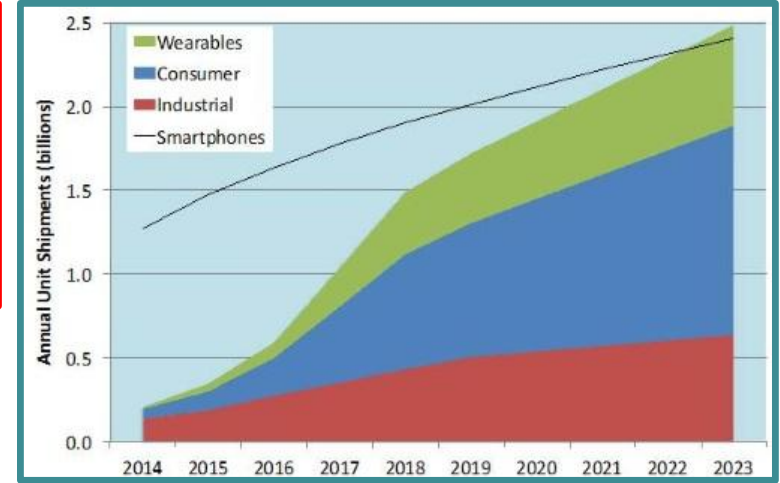


GMES and Africa Incubation Challenge, Sep. 14th, 2021

Prof. Congduc Pham
<http://www.univ-pau.fr/~cpham>
Université de Pau, France



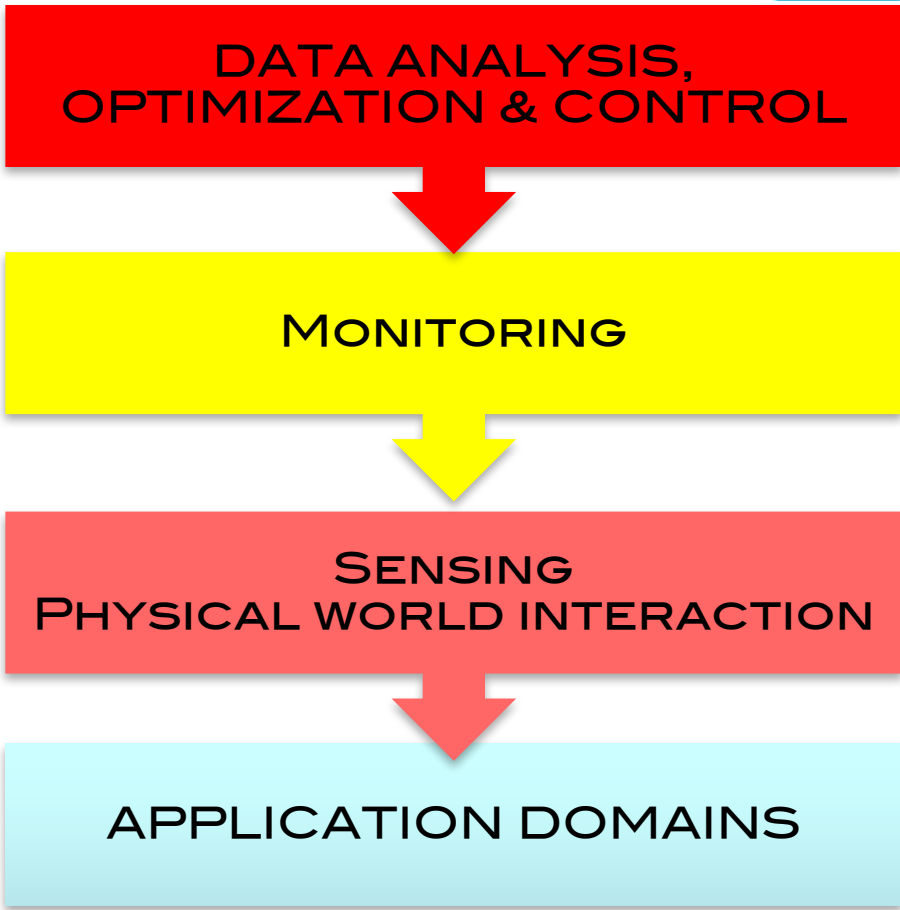
IoT: communicating objects!



Prof. Congduc Pham
<http://www.univ-pau.fr/~cpham>

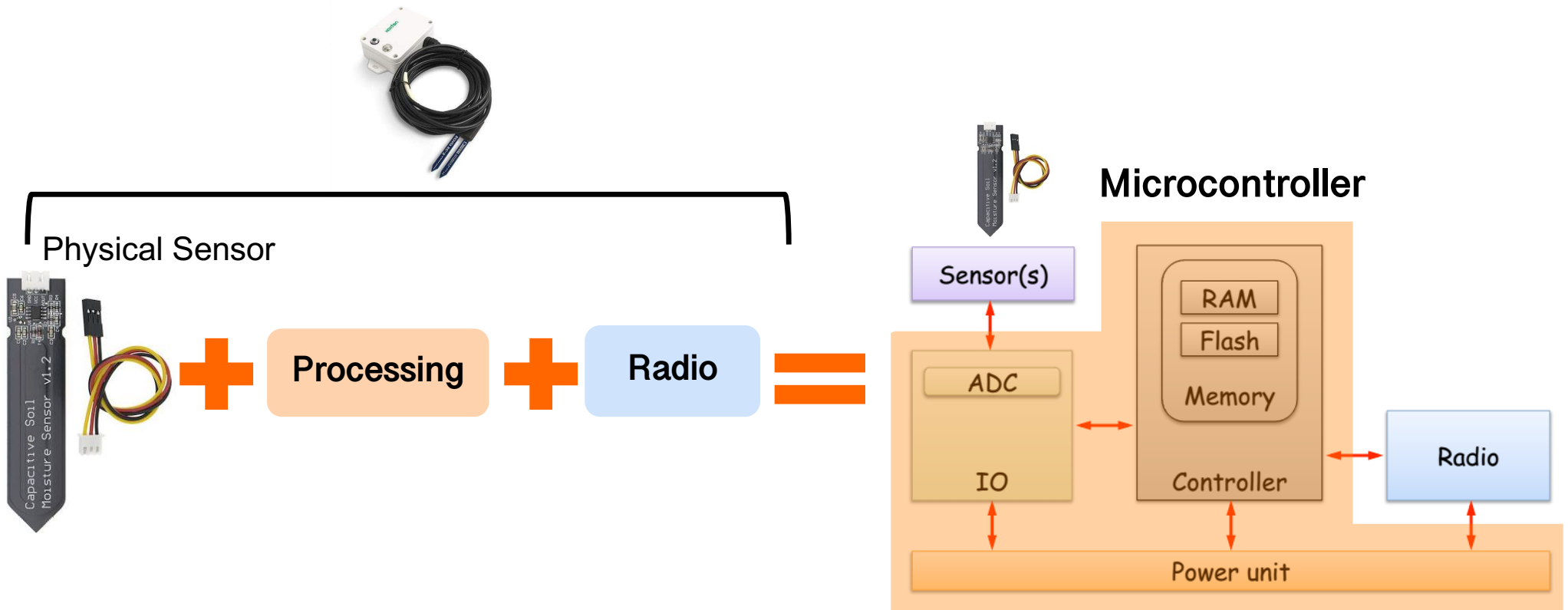


Sense, Monitor, Optimize & Control

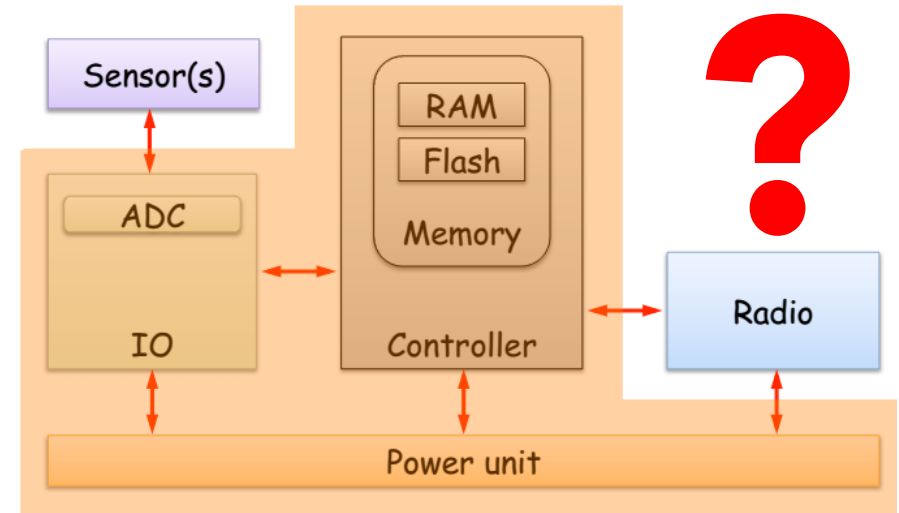
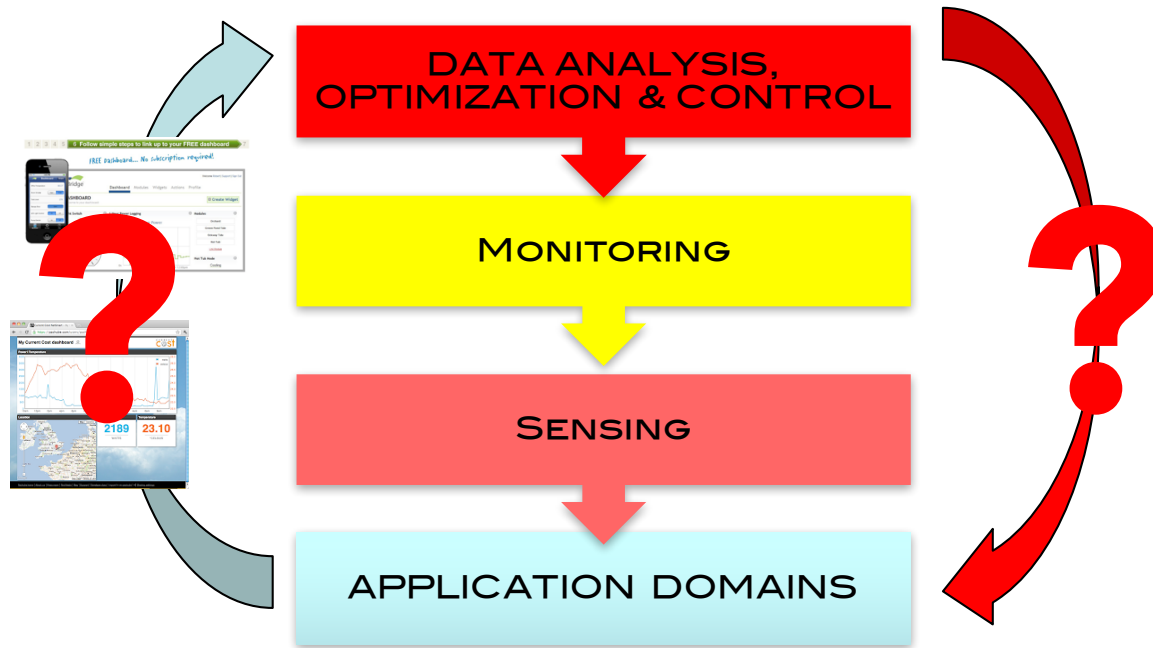


Typical IoT device

- IoT device can be viewed as a simple Embedded System

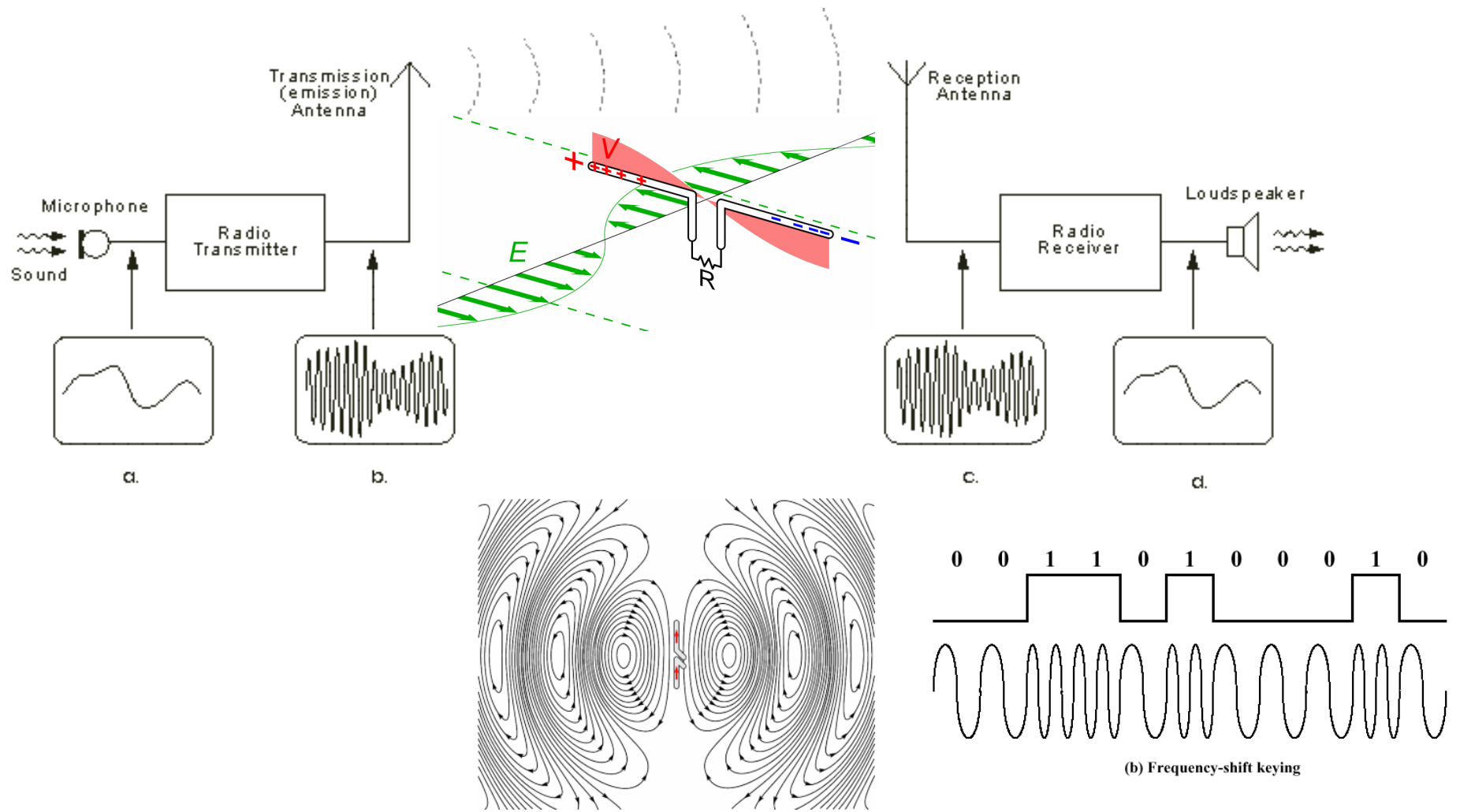


How to collect data?



Microcontroller

Wireless (radio) transmission basics

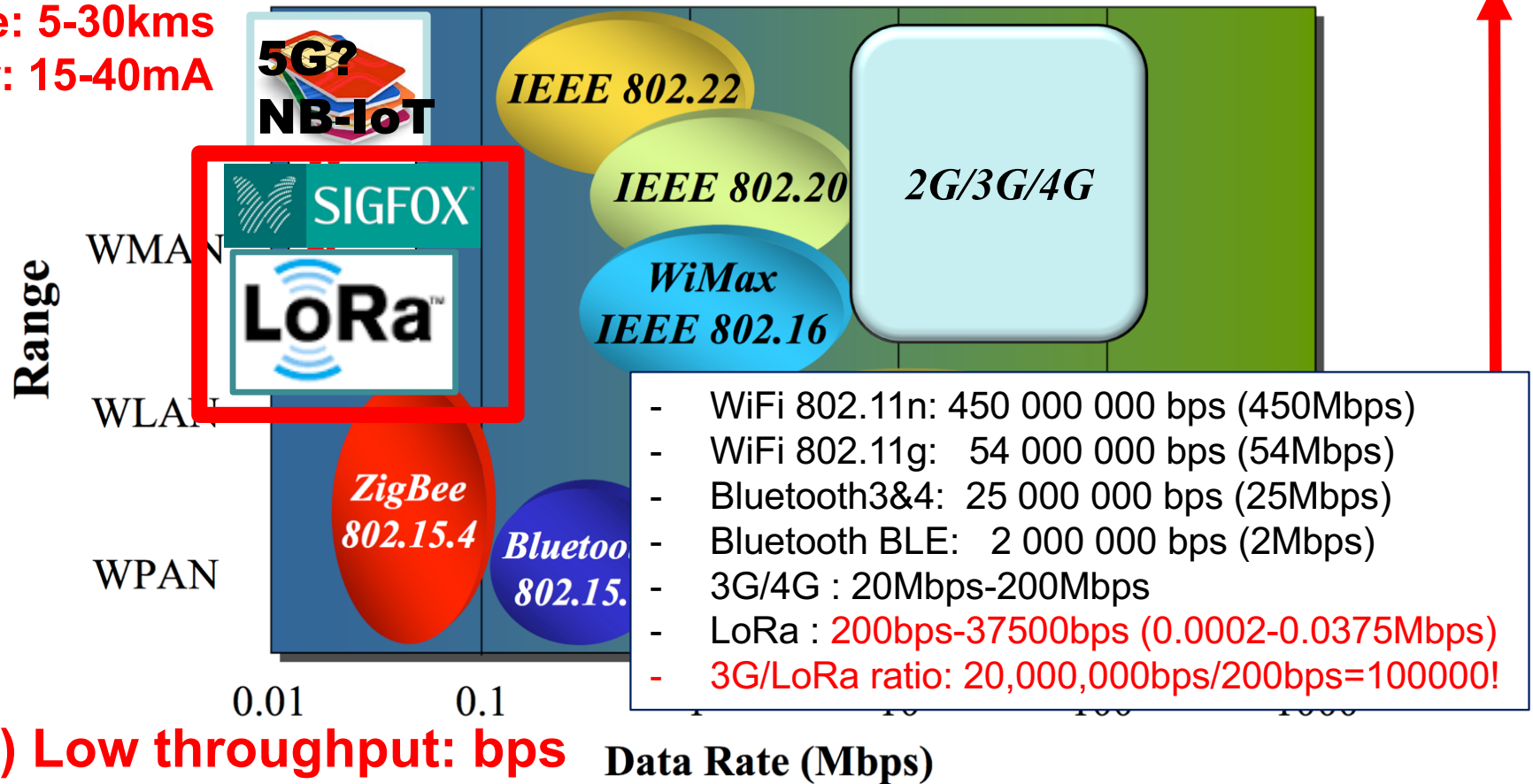


Q: Can we have Gbps in wireless? 6

Low-power & long-range radios

Energy-Range dilemma

Long-range: 5-30kms
Low-power: 15-40mA

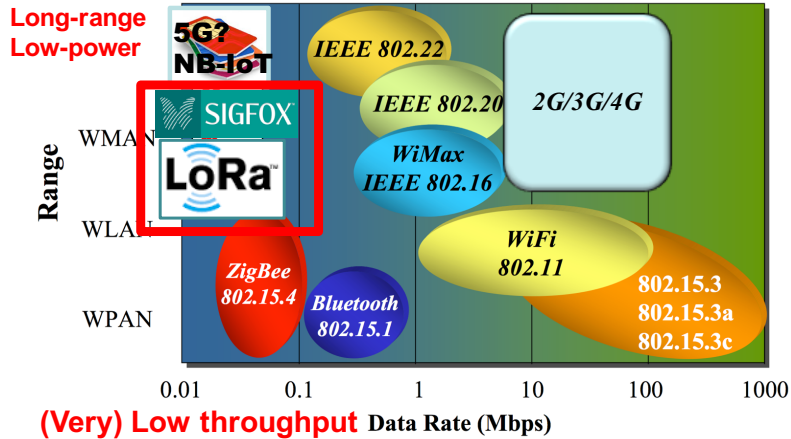


(Very) Low throughput: bps

Transmitting: TC/22.5/HUM/67.7 ; about 20 bytes with packet header
Time on air can be 1.44s with LoRa

Energy consumption comparison

Energy-Range dilemma



Energy ↑

2G	3G	LAN	ZigBee	Lo Power WAN
N/A	N/A	O: 300m I: 30m	O: 90m I: 30m	Same as 2G/3G
200-500mA	500-1000mA	100-300mA	18mA	18mA-40mA
2.3mA	3.5mA	NC	0.003mA	0.001mA



2500mA

TX power: 500mA. Mean consumption: $(8s \times 500 + 3592s \times 0.005) / 3600 = 1.11mA$

$2500 / 1.11 = 2252h = 93 \text{ days} = 3 \text{ months}$ 😞

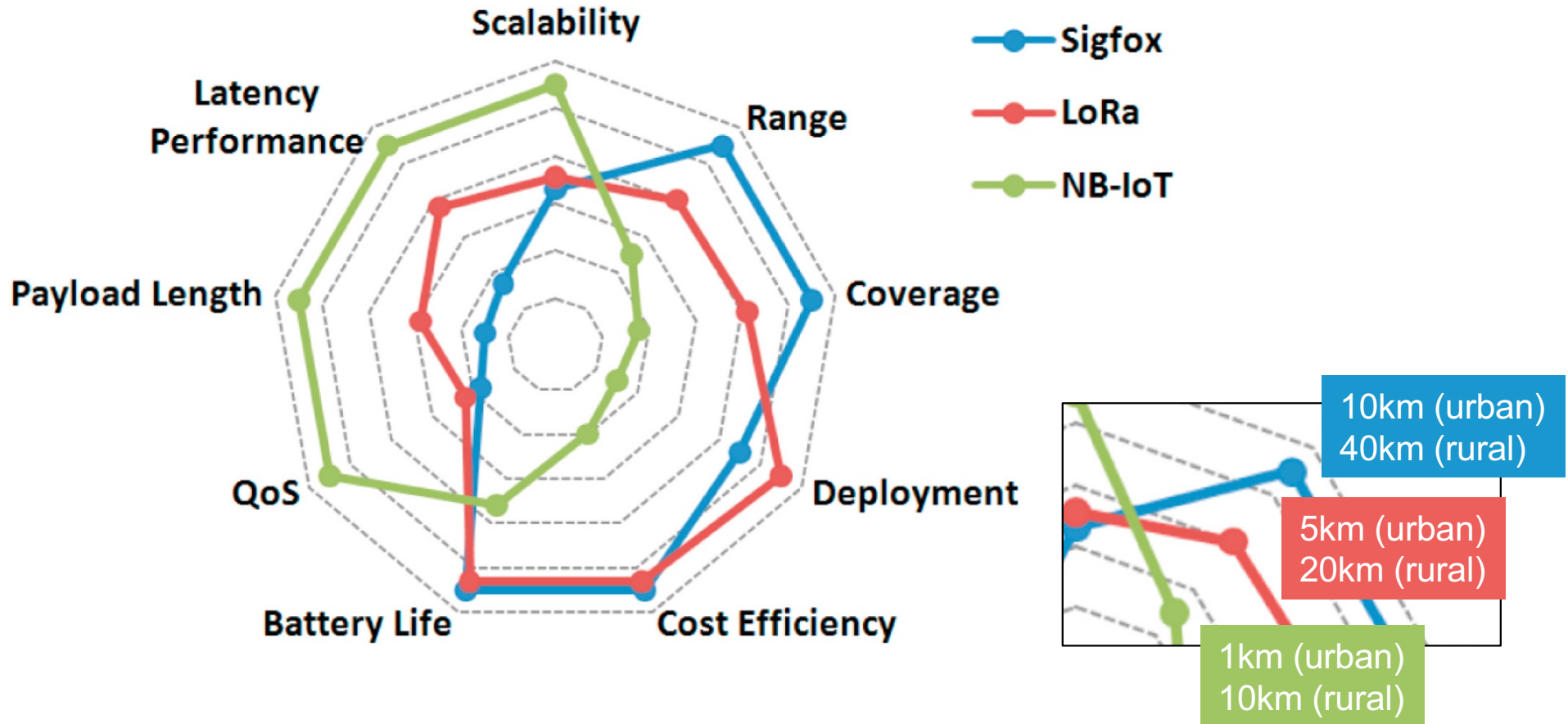
In most cellular networks, the device is still maintaining communication with BS even if it is inactive

TX power: 40mA. Mean consumption: $(2s \times 40 + 3598s \times 0.005) / 3600 = 0.027mA$

$2500 / 0.027 = 92592h = 3858 \text{ days} = 10 \text{ y.}$ 😊

LPWAN does not need to maintain connection if not in used

LPWAN Expected range?



Attenuation in general

- ⦿ Depends mainly on distance

$$P_r = P_e d^{-\alpha}$$

- ⦿ with :
 - P_e = transmitted power
 - P_r = received power
 - d = distance between antennas
 - α from 2 to 4

Attenuation in practice

- ⦿ For an ideal antenna (theoretic)

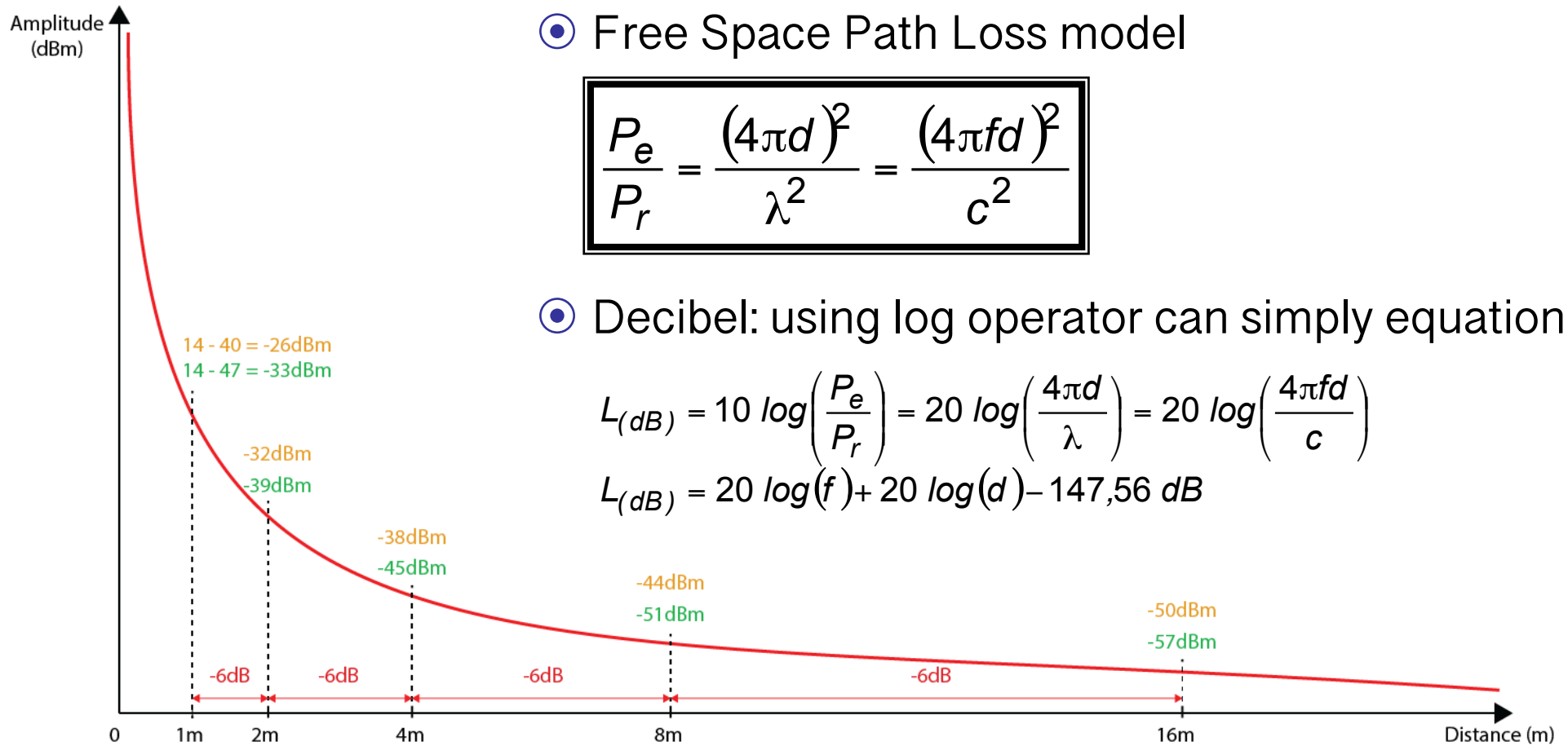
$$\frac{P_e}{P_r} = \frac{(4\pi d)^2}{\lambda^2} = \frac{(4\pi f d)^2}{c^2}$$

- P_e = transmitted power
- P_r = received power
- d = distance between antennas
- c = light speed in space $3 \cdot 10^8$ m/s
- λ = wave length of the signal = c/f

Attenuation in image



2.4GHz EIRP = 14dBm
5GHz EIRP = 14dBm



- Free Space Path Loss model

$$\frac{P_e}{P_r} = \frac{(4\pi d)^2}{\lambda^2} = \frac{(4\pi f d)^2}{c^2}$$

- Decibel: using log operator can simplify equation

$$L_{(dB)} = 10 \log\left(\frac{P_e}{P_r}\right) = 20 \log\left(\frac{4\pi d}{\lambda}\right) = 20 \log\left(\frac{4\pi f d}{c}\right)$$

$$L_{(dB)} = 20 \log(f) + 20 \log(d) - 147,56 \text{ dB}$$

Additional advantage of log scale: very large and very small values can be plotted on the same graph

Link budget in wireless system

$$P_{RX} = P_{TX} + G_{TX} - L_{TX} - L_{FS} - L_M + G_{RX} - L_{RX}$$

- P_{RX} = Received power (dBm)
- P_{TX} = Sender output power (dBm)
- G_{TX} = Sender antenna gain (dBi)
- L_{TX} = Sender losses (connectors etc.)(dB)
- L_{FS} = Free space loss (dB)
- L_M = Misc. losses (multipath etc.)(dB)
- G_{RX} = Receiver antenna gain (dBi)
- L_{RX} = Receiver losses (connectors etc.)(dB)
- S_{RX} = Receiver sensitivity (dBm)

Adapted from Peter R. Egli, INDIGOO.COM



Receiver sensitivity is a measure of how well the receiver performs and is defined as the power of the weakest signal the receiver can detect

$$L_{(dB)} = 20 \log(f) + 20 \log(d) - 147,56 \text{ dB}$$

How can we increase range?

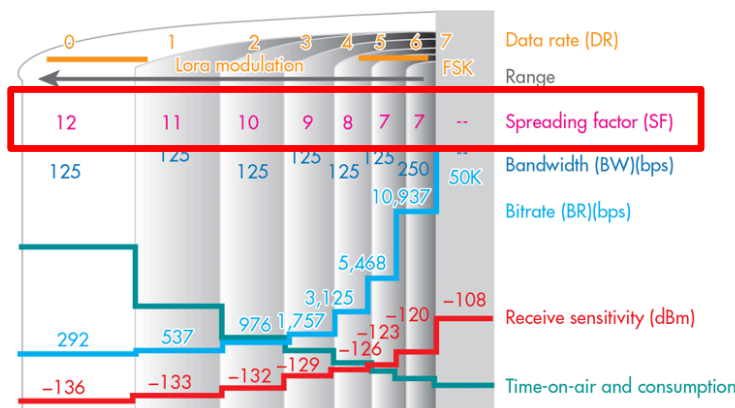


I'm not fluent in idiot
could you please speak



more slowly?

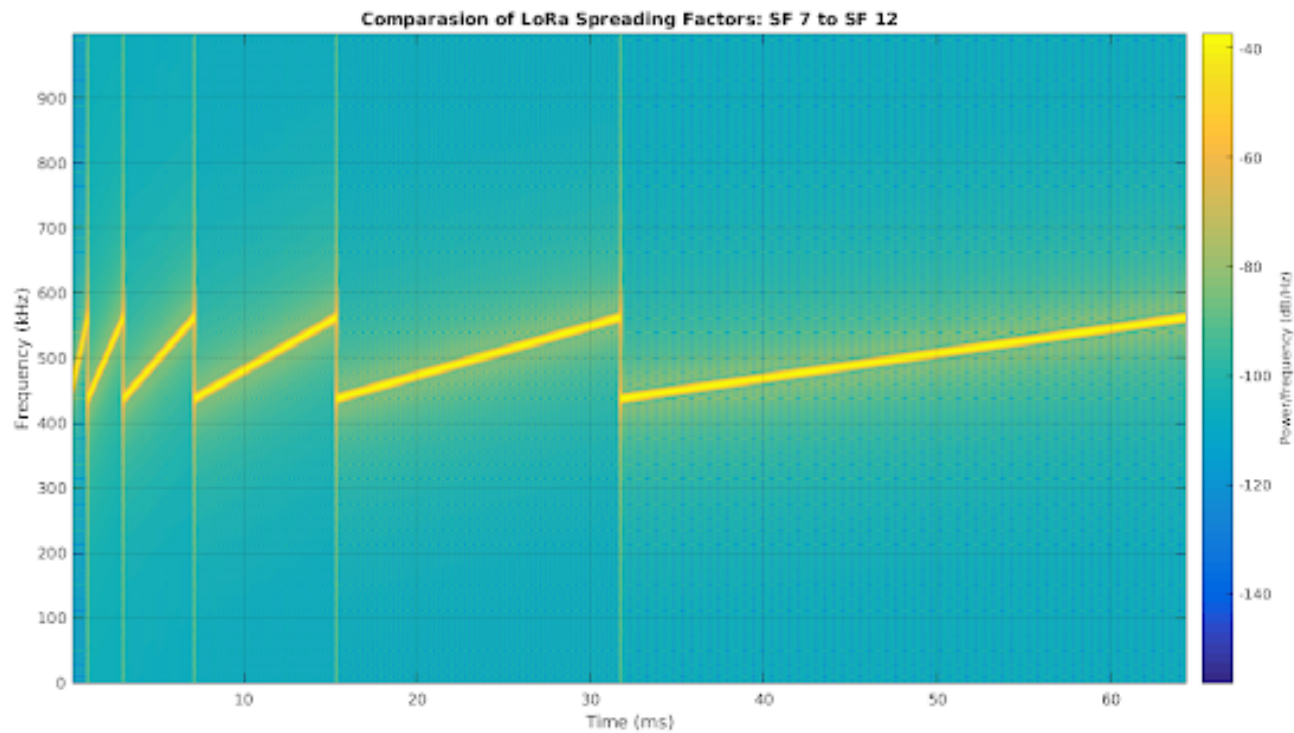
- ⦿ Increase TX power and/or improve RX sensitivity
- ⦿ Generally, RX sensitivity (~robustness) can be increased when transmitting (much) slower (like speaking slower!)
- ⦿ LoRa uses spread spectrum approach to increase RX sensitivity
 - ⦿ Spreading Factor defines how many chips will be used to code a symbol. More chip/symbol=longer transmission time ➡ more robustness
- ⦿ **The price to pay for LPWAN**
 - ⦿ LoRa has **very low** throughput: 200bps-37500bps (0.2-37.5kbps)



- WiFi 802.11n: 450 000 000 bps (450Mbps)
- WiFi 802.11g: 54 000 000 bps (54Mbps)
- Bluetooth3&4: 25 000 000 bps (25Mbps)
- Bluetooth BLE: 2 000 000 bps (2Mbps)
- 3G/4G : 20Mbps-200Mbps
- **LoRa** : 200bps-37500bps (0.0002-0.0375Mbps)
- 3G/LoRa ratio: 20,000,000bps/200bps=100000!

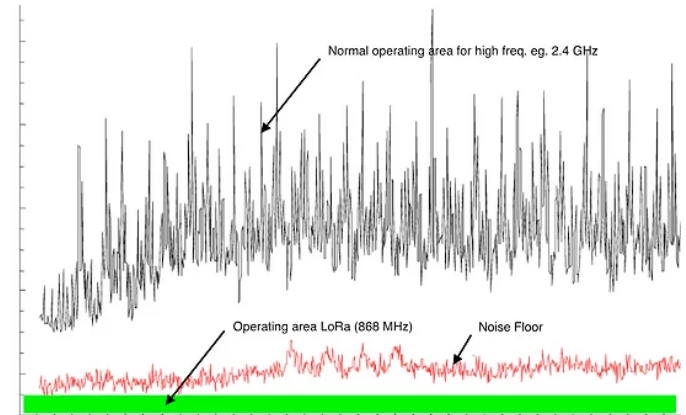
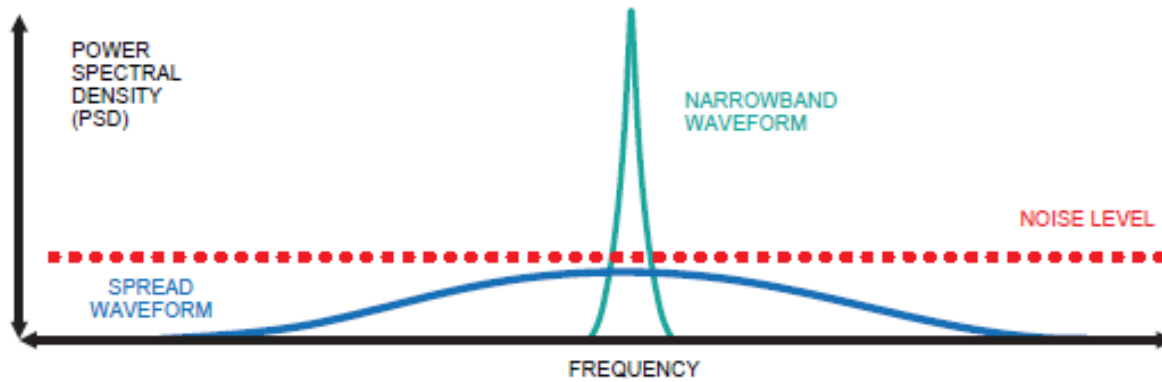
Spreading factor in image

- Higher spreading factor means lower data rate but increased receiver sensitivity -> speaking slower!

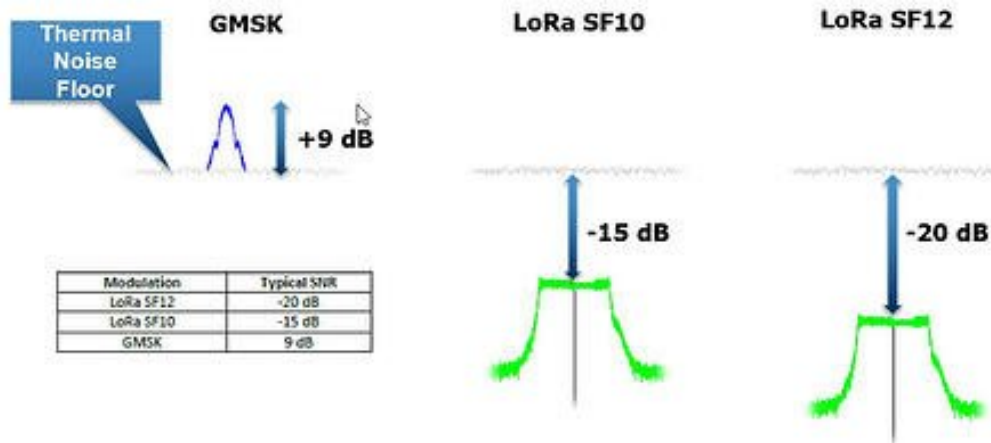


Advantage of Spread Spectrum

- ⦿ Spread Spectrum techniques are usually more robust to noise



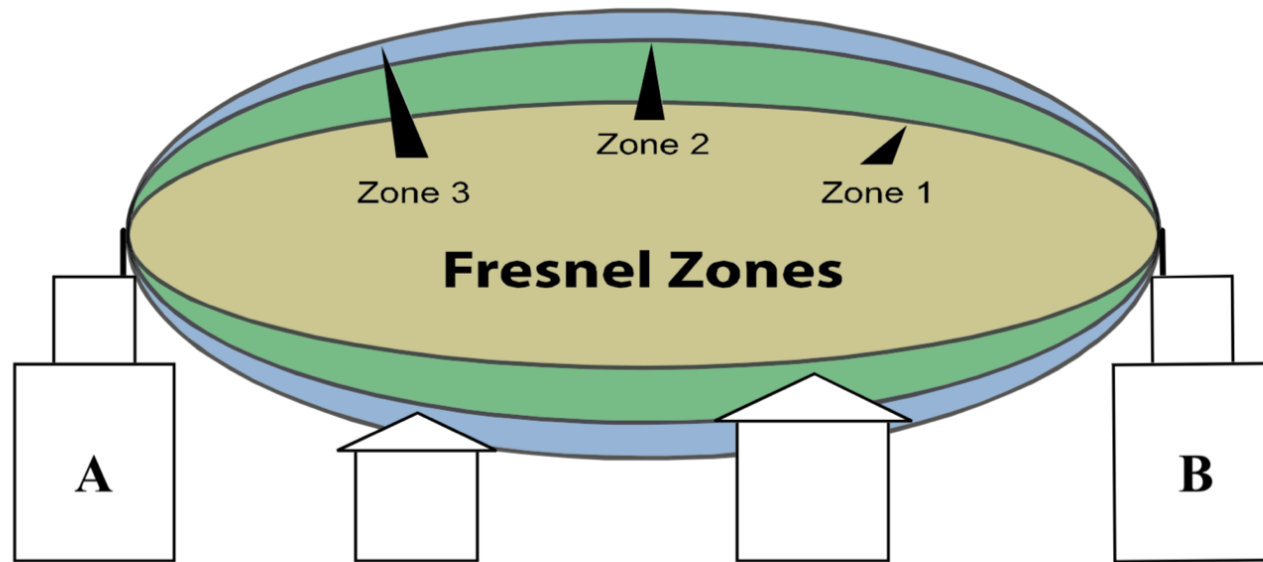
- ⦿ LoRa signals can be decoded below noise floor



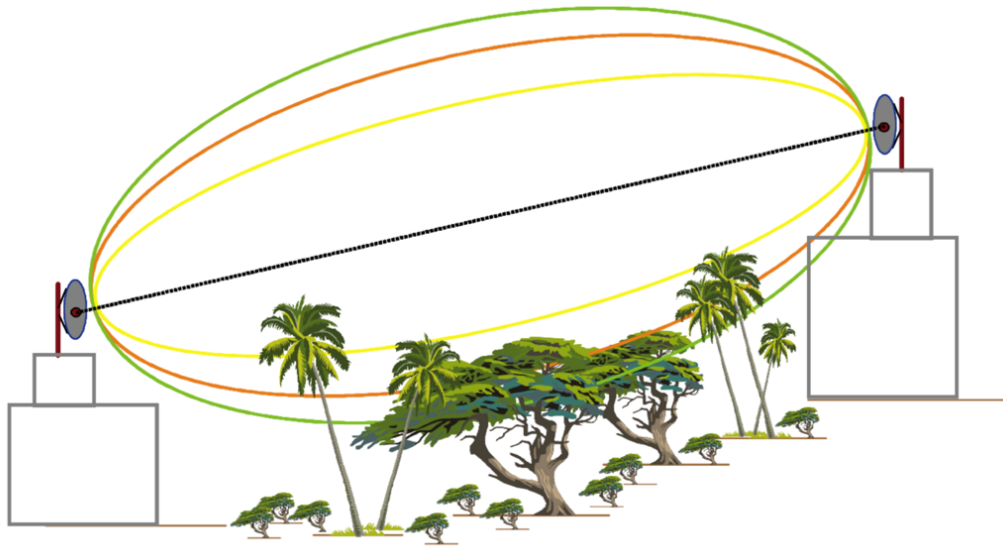
SpreadingFactor (RegModulationCfg)	LoRa Demodulator SNR
6	-5 dB
7	-7.5 dB
8	-10 dB
9	-12.5 dB
10	-15 dB
11	-17.5 dB
12	-20 dB

Line-of-Sight & Fresnel zone

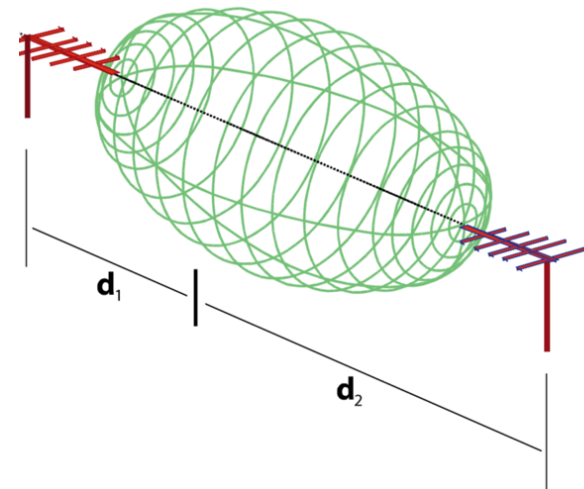
- LoS means clear Fresnel zone
- Football (american) shape
- Acceptable = 60% of zone 1 + 3m



Clearing the Fresnel zone? Raise antennas!




$$r_n = \sqrt{\frac{d_1 d_2}{n}}$$




Range Distance	900 MHz Modems Required Fresnel Zone Diameter	2.4 GHz Modems Required Fresnel Zone Diameter
1000 ft. (300 m)	16 ft. (5 m)	11 ft. (3.4 m)
1 Mile (1.6 km)	32 ft. (10 m)	21 ft. (6.4 m)
5 Miles (8 km)	68 ft. (21 m)	43 ft. (13 m)
10 Miles (16 km)	95 ft. (29 m)	59 ft. (18 m)

Clearing the Fresnel zone? Let's use satellite!

- Low-orbit, low-cost; compact satellite for global coverage



LoRa modules with Semtech's SX127x



DORJI DRF1278DM is based on Semtech SX1278 LoRa 433MHz




Libelium LoRa is based on Semtech SX1272 LoRa 863-870 MHz for Europe



inAir9 based on SX1276



Froggy Factory LoRa module (Arduino)



HopeRF RFM series




HopeRF HM-TRLR-D




LinkLabs Symphony module



IMST IM880A-L is based on Semtech SX1272 LoRa 863-870 MHz for Europe



Embit LoRa



LoRa™ Long-Range Sub-GHz Module (Part # RN2483)


Microship RN2483



Adeunis ARF8030AA- Lo868



habSupplies



Multi-Tech MultiConnect mDot



AMIHO AM093



ARM-Nano N8 LoRa module from ATIM


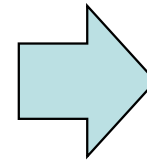

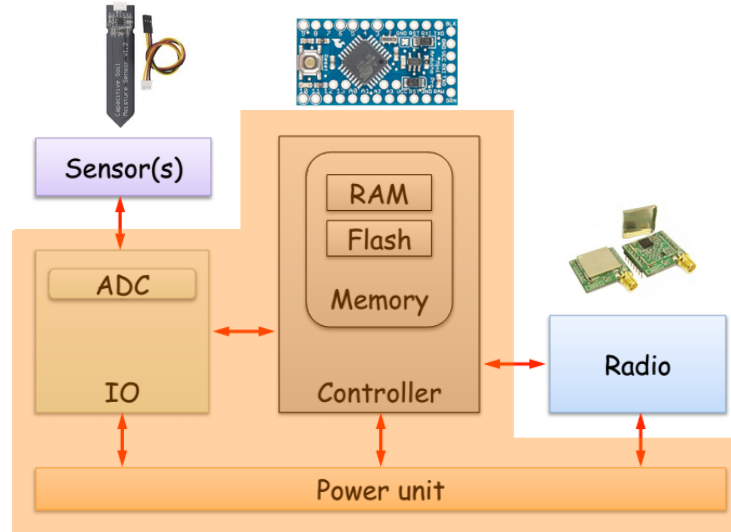



SODAQ LoRaBee Embit




SODAQ LoRaBee RN2483

Do-It-Yourself IoT



A simple temperature sensor example

Arduino Pro Mini @3.3V



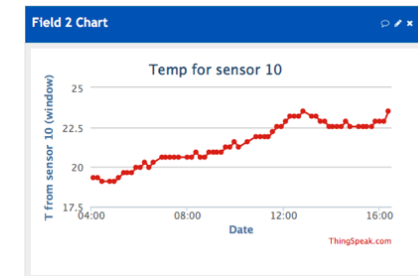
Modtronix inAir9



TMP36



Wakes-up every 10min, take a measure (temp) and send to gateway

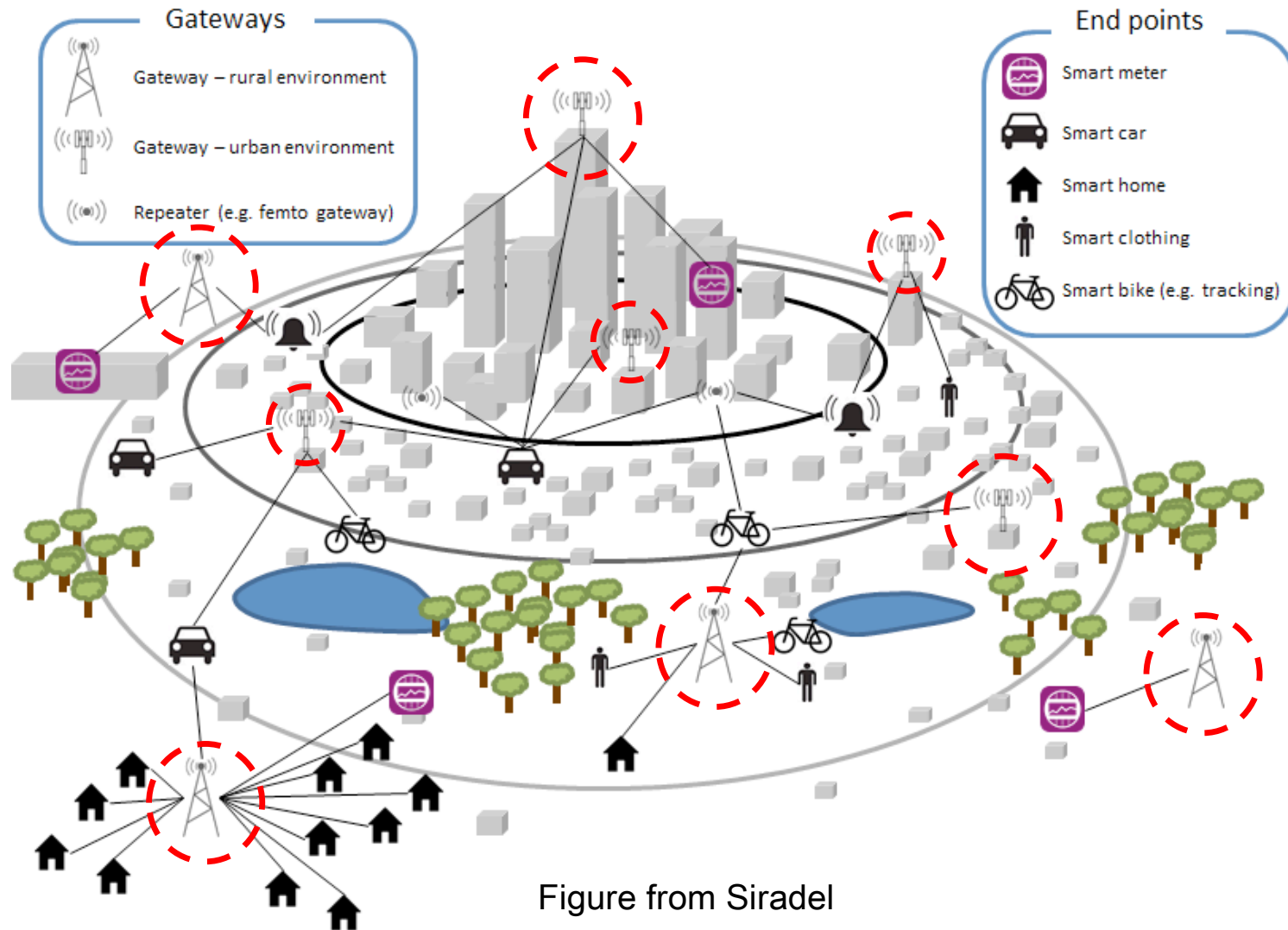


5 μ A in deep sleep mode, about 40mA when active and sending

More than 1 year with 1 measure/10min

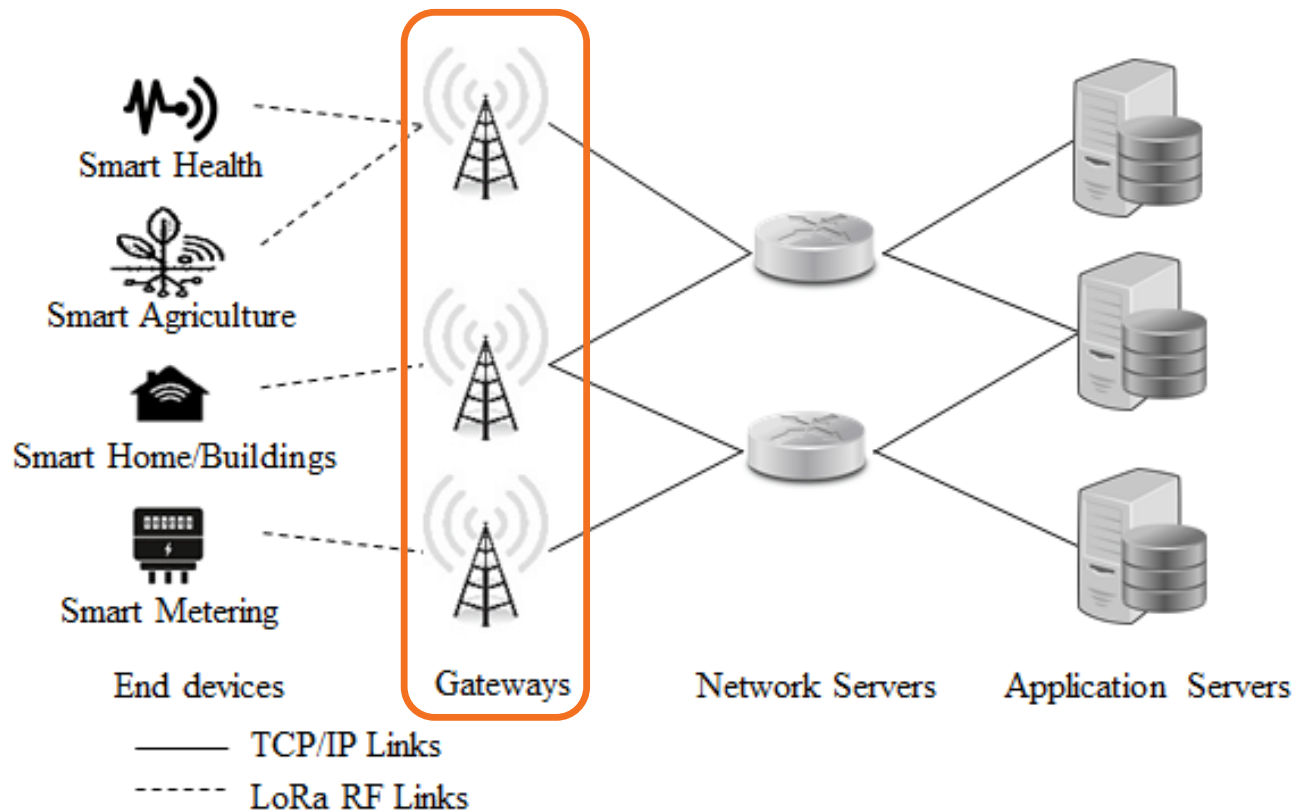
Can run several years with 1 measure/1h

LPWAN = star topology



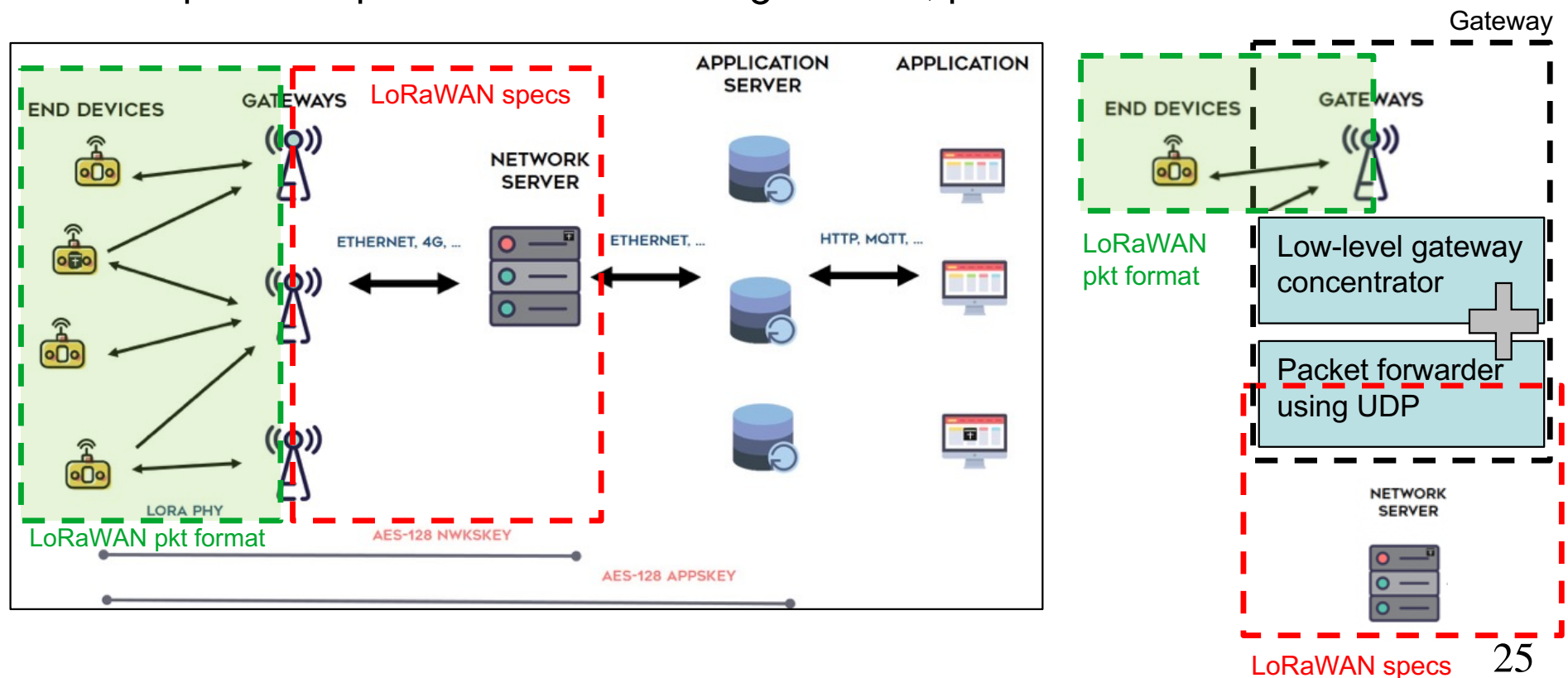
General LPWAN IoT architecture

- LPWAN architecture is gateway-centric
 - IoT gateways are connected to Internet
 - They forward data from IoT device to Internet Servers



LoRaWAN specifications

- LoRaWAN protocols run on top of LoRa physical networks. It is defined and managed by the [LoRa Alliance](#)
- It specifies protocols to run large-scale, public LoRa networks



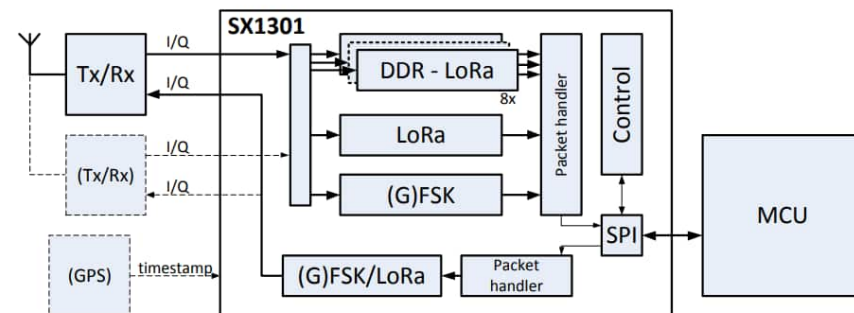
LoRaWAN gateway

- ⦿ A full LoRaWAN gateway should be able to listen on **multiple channels (x8) and spreading factors (SF7-SF12)**

EU863-870	
Uplink:	
1.	868.1 - SF7BW125 to SF12BW125
2.	868.3 - SF7BW125 to SF12BW125
3.	868.5 - SF7BW125 to SF12BW125
4.	867.1 - SF7BW125 to SF12BW125
5.	867.3 - SF7BW125 to SF12BW125
6.	867.5 - SF7BW125 to SF12BW125
7.	867.7 - SF7BW125 to SF12BW125
8.	867.9 - SF7BW125 to SF12BW125
9.	868.8 - FSK




- ⦿ They are mostly based on the Semtech SX1301 radio concentrator





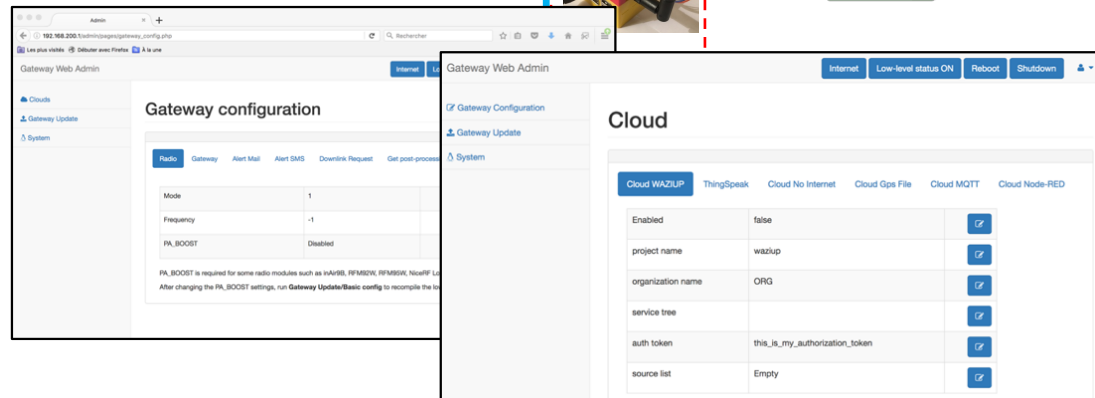
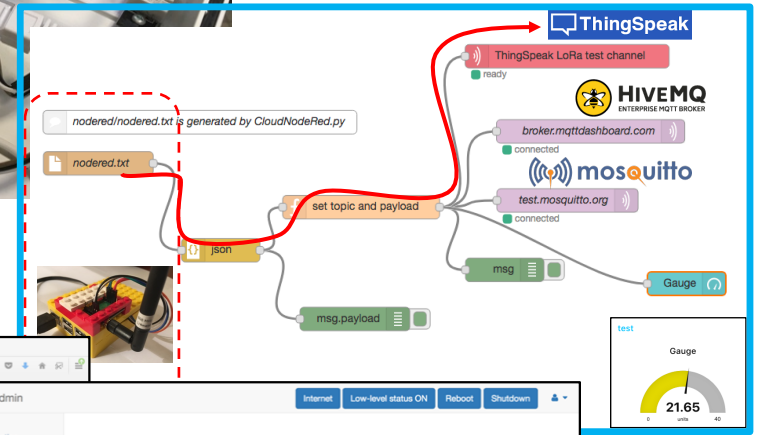
Open, DIY, versatile IoT gateway

Large customization features!



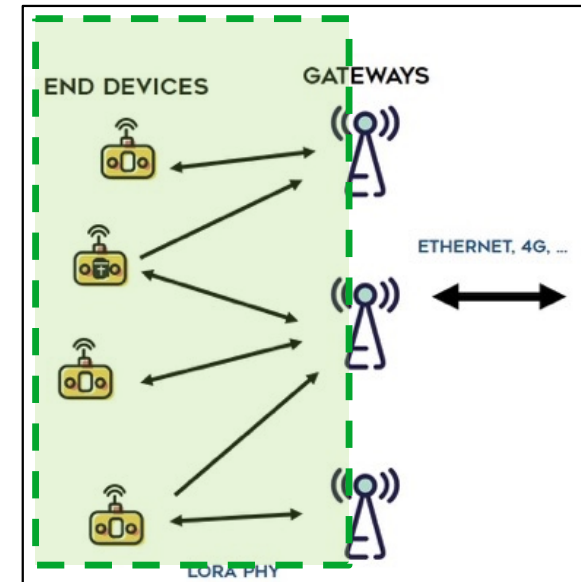
Raspberry Pi: lots of libraries, lots of software, lots of hardware, lots of shields,...













<https://github.com/CongducPham/LowCostLoRaGw>



Conclusions

- Internet-of-Things provides the unique feature to make things "talk" to us
- Traditional radio technologies (3G/4G, WiFi, Bluetooth, ...) are either too energy consuming or cannot deal with long distance
- Long-range radio technologies such as LoRa enable simple and efficient deployment of IoT devices
- LoRaWAN IoT ecosystem is growing very fast...
- But there is room for DIY IoT!



 <p>Pico Next Indoor Gateway Pico Next Indoor Gateway</p> <p>WiFi 4G/LTE network support for indoor network deployment</p> <p>LoRaWAN 1</p>	 <p>Portable Vision Board Portable Vision Board</p> <p>Compact Vision Board with a high resolution camera module, which is suitable for outdoor or indoor LoRaWAN network</p> <p>LoRaWAN 1</p>	 <p>EMW3004 EMW3004</p> <p>EMW3004 is an outdoor LoRaWAN Class A sensor module, which is suitable for outdoor or indoor LoRaWAN network</p> <p>LoRaWAN 1</p>
 <p>EMW3004 EMW3004</p> <p>EMW3004 is an outdoor LoRaWAN Class A sensor module, which is suitable for outdoor or indoor LoRaWAN network</p> <p>LoRaWAN 1</p>	 <p>LoRaWAN LoRaWAN LoRaWAN LoRaWAN</p> <p>LoRaWAN LoRaWAN is a LoRaWAN Class A sensor module, which is suitable for outdoor or indoor LoRaWAN network</p> <p>LoRaWAN 1</p>	 <p>LoRaWAN LoRaWAN LoRaWAN LoRaWAN</p> <p>LoRaWAN LoRaWAN is a LoRaWAN Class A sensor module, which is suitable for outdoor or indoor LoRaWAN network</p> <p>LoRaWAN 1</p>
 <p>LoRaWAN LoRaWAN LoRaWAN LoRaWAN</p> <p>LoRaWAN LoRaWAN is a LoRaWAN Class A sensor module, which is suitable for outdoor or indoor LoRaWAN network</p> <p>LoRaWAN 1</p>	 <p>LoRaWAN LoRaWAN LoRaWAN LoRaWAN</p> <p>LoRaWAN LoRaWAN is a LoRaWAN Class A sensor module, which is suitable for outdoor or indoor LoRaWAN network</p> <p>LoRaWAN 1</p>	 <p>LoRaWAN LoRaWAN LoRaWAN LoRaWAN</p> <p>LoRaWAN LoRaWAN is a LoRaWAN Class A sensor module, which is suitable for outdoor or indoor LoRaWAN network</p> <p>LoRaWAN 1</p>
 <p>LoRaWAN LoRaWAN LoRaWAN LoRaWAN</p> <p>LoRaWAN LoRaWAN is a LoRaWAN Class A sensor module, which is suitable for outdoor or indoor LoRaWAN network</p> <p>LoRaWAN 1</p>	 <p>LoRaWAN LoRaWAN LoRaWAN LoRaWAN</p> <p>LoRaWAN LoRaWAN is a LoRaWAN Class A sensor module, which is suitable for outdoor or indoor LoRaWAN network</p> <p>LoRaWAN 1</p>	 <p>LoRaWAN LoRaWAN LoRaWAN LoRaWAN</p> <p>LoRaWAN LoRaWAN is a LoRaWAN Class A sensor module, which is suitable for outdoor or indoor LoRaWAN network</p> <p>LoRaWAN 1</p>

IoT RADIO CONNECTIVITY



INNOVATIONS
BIG DATA
APPLICATIONS
IN AFRICA



GMES and Africa Incubation Challenge, 2021

Prof. Congduc Pham
<http://www.univ-pau.fr/~cpham>
Université de Pau, France

